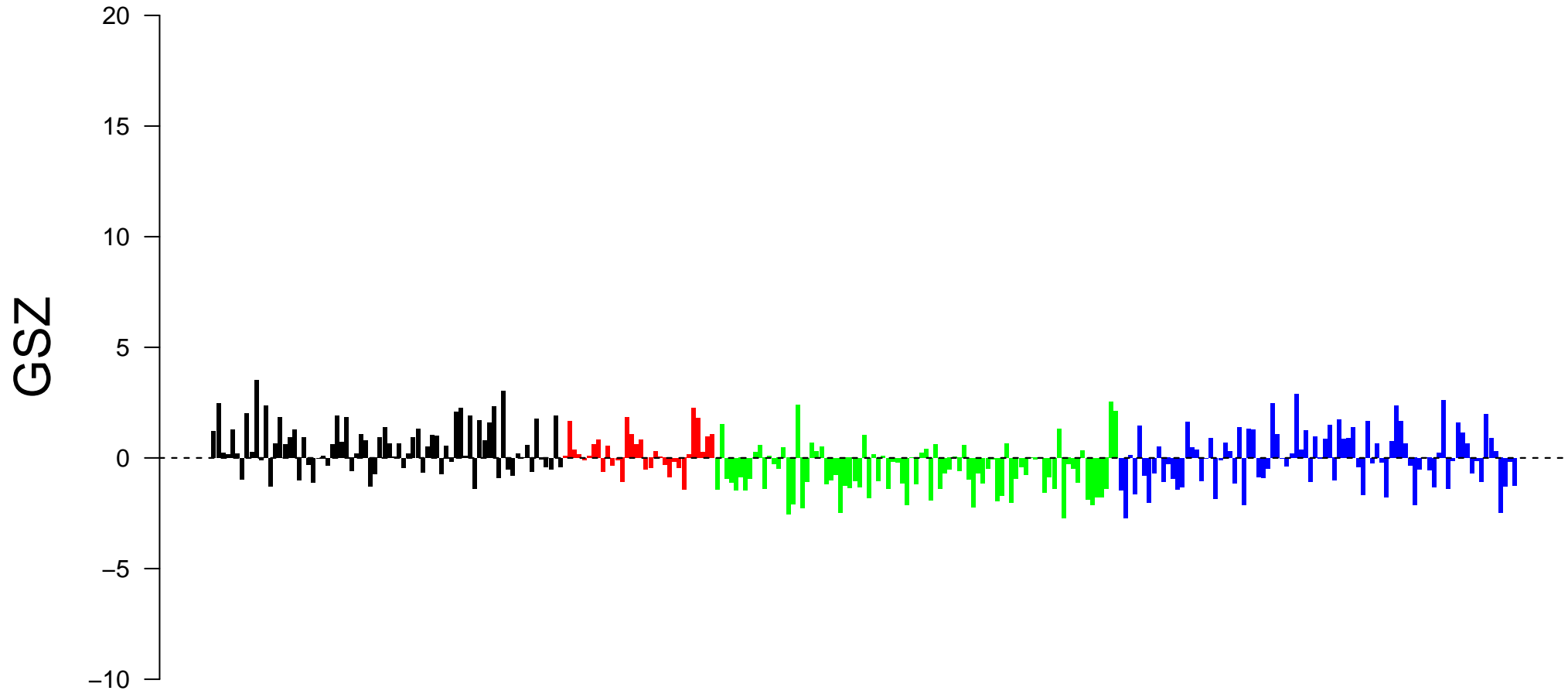
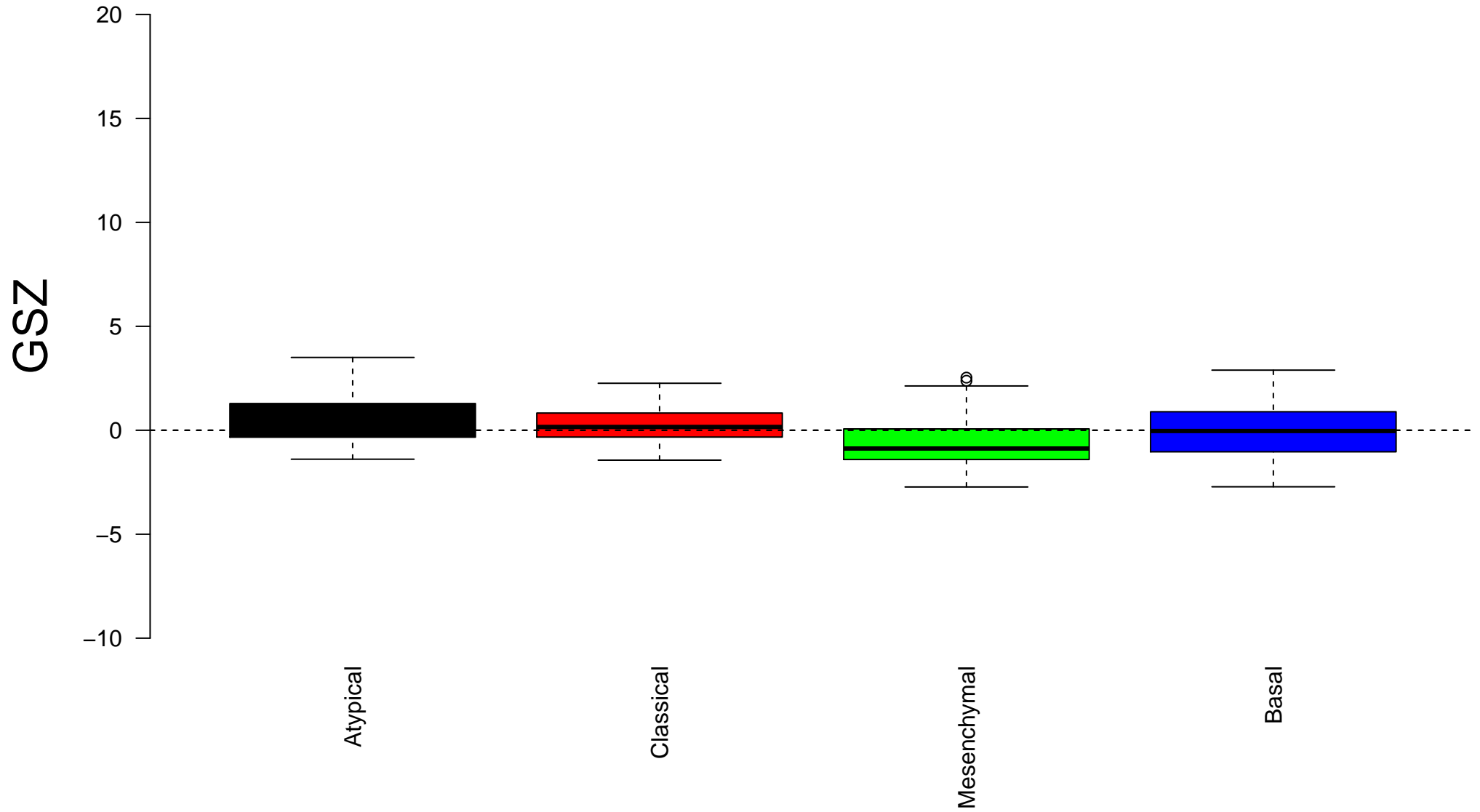


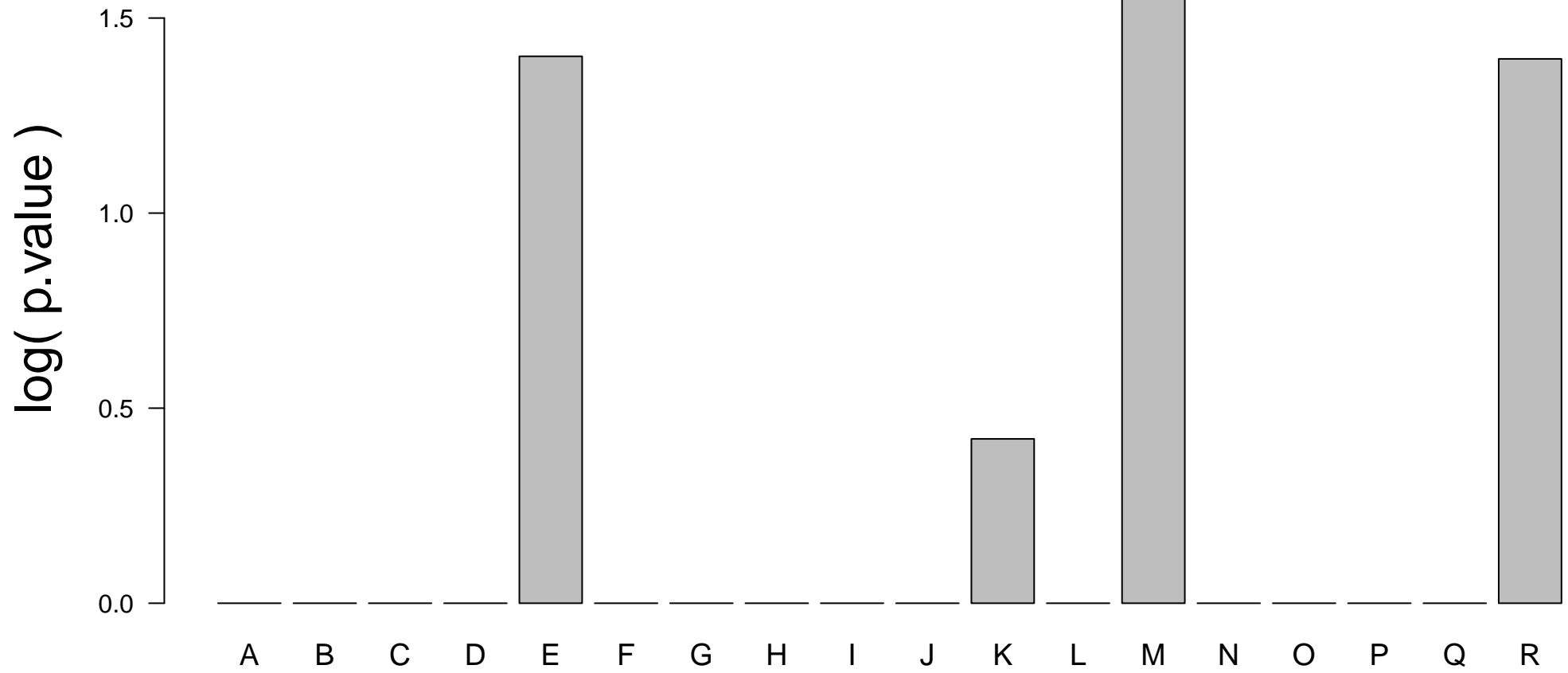
REACTOME_MITOCHONDRIAL_FATTY_ACID_BETA_OXIDATION



REACTOME_MITOCHONDRIAL_FATTY_ACID_BETA_OXIDATION



Enrichment in spots: REACTOME_MITOCHONDRIAL_FATTY_ACID_BETA_OXIDATION



Expression of REACTOME_MITOCHONDRIAL_FATTY_ACID_BETA_OXIDATION in Spot A


Δe

1.0

0.5

0.0

-0.5



Expression of REACTOME_MITOCHONDRIAL_FATTY_ACID_BETA_OXIDATION in Spot B

Δe

1.0

0.5

0.0

-0.5



Expression of REACTOME_MITOCHONDRIAL_FATTY_ACID_BETA_OXIDATION in Spot C


Δe

1.0

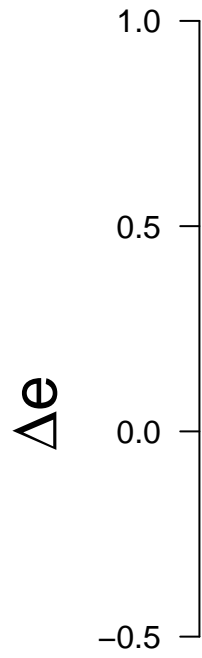
0.5

0.0

-0.5



Expression of REACTOME_MITOCHONDRIAL_FATTY_ACID_BETA_OXIDATION in Spot D



Expression of REACTOME_MITOCHONDRIAL_FATTY_ACID_BETA_OXIDATION in Spot E

Δe

1.0


0.5

0.0


-0.5




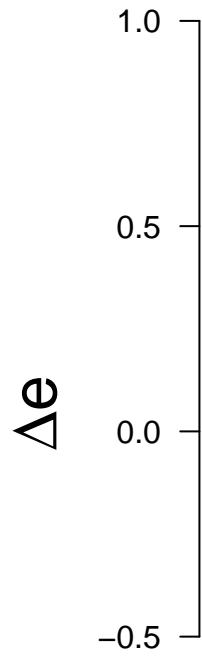
Expression of REACTOME_MITOCHONDRIAL_FATTY_ACID_BETA_OXIDATION in Spot F



Expression of REACTOME_MITOCHONDRIAL_FATTY_ACID_BETA_OXIDATION in Spot G



Expression of REACTOME_MITOCHONDRIAL_FATTY_ACID_BETA_OXIDATION in Spot H



Expression of REACTOME_MITOCHONDRIAL_FATTY_ACID_BETA_OXIDATION in Spot I

Δe

1.0

0.5

0.0

-0.5



Expression of REACTOME_MITOCHONDRIAL_FATTY_ACID_BETA_OXIDATION in Spot J


Δe

1.0

0.5

0.0

-0.5




Expression of REACTOME_MITOCHONDRIAL_FATTY_ACID_BETA_OXIDATION in Spot K

Δe

1.0
0.5
0.0
-0.5




Expression of REACTOME_MITOCHONDRIAL_FATTY_ACID_BETA_OXIDATION in Spot L



Expression of REACTOME_MITOCHONDRIAL_FATTY_ACID_BETA_OXIDATION in Spot M

Δe

1.0
0.5
0.0
-0.5



Expression of REACTOME_MITOCHONDRIAL_FATTY_ACID_BETA_OXIDATION in Spot N


Δe

1.0

0.5

0.0

-0.5



Expression of REACTOME_MITOCHONDRIAL_FATTY_ACID_BETA_OXIDATION in Spot O


Δe

1.0


0.5

0.0


-0.5



Expression of REACTOME_MITOCHONDRIAL_FATTY_ACID_BETA_OXIDATION in Spot P



Expression of REACTOME_MITOCHONDRIAL_FATTY_ACID_BETA_OXIDATION in Spot Q



Expression of REACTOME_MITOCHONDRIAL_FATTY_ACID_BETA_OXIDATION in Spot R

Δe

1.0

0.5

0.0

-0.5

